



THAME WORKHOLDING

Field End, Thame Road
Long Crendon, Aylesbury
Bucks HP18 9EJ, England

Tel: 01844 208050

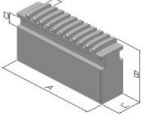


Email: sales@thameworkholding.com

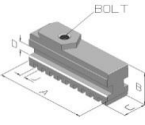
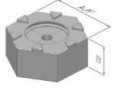



**Chuck Type:
PRATT BURNER IMPERIAL SCROLL CHUCKS**

Fax: 01844 201699

Web: www.thameworkholding.com

Soft Jaws								Part No.		
Chuck Ø	A	B	C	D	J	Will fit Chuck Types		Soft Jaw	Hard Inside	Hard Outside
80mm	32	32	9.40	4.85	4.24	1580-90805		EJB	Obsolete	Obsolete
 SOFT JAW	100mm	41	35	14.10	4.85	5.08	1270-01005 1580-01005	EJC	Obsolete	Obsolete
	125mm	51	40	15.75	8.03	6.35	1270-01305 1272-21305 1272-31305 1210-01305	EJE	Obsolete	Obsolete
 HARD INSIDE JAW	160mm	70	44	18.79	8.03	6.35	1270-01705 1272-21705 1272-31705 1210-01705	EJG	Obsolete	Obsolete
	200mm	76	57	20.62	9.53	8.46	1270-02005 1272-32005 1272-42005 1210-02005 1272-52005	EJJ	Obsolete	Obsolete
 HARD OUTSIDE JAW	250mm	102	70	25.4	11.10	8.46	1270-02505 1272-62505 1210-02505 1271-42505 1272-42505 1272-52505	EJM	Obsolete	Obsolete
	315mm	114	70	28.19	12.88	8.46	1270-03205 1271-43205 1272-53205 1271-53205 1272-63205 1210-03205 1272-73205	EJP	Obsolete	Obsolete
	380mm	127	76	30.15	11.43	10.16	1580-03805	EJQ	Obsolete	Obsolete
460-610mm	146	90	38.10	14.30	12.70	1580-04605 1580-05305 1580-06105	EJR	Obsolete	Obsolete	

Indexhex Jaws									
Chuck Ø	C	D	J	A/F	B			Base Jaw	Hexagon Top
 BASE JAW	160mm	18.79	8.03	6.35	60	30	1270-01705 1272-21705 1272-31705 1210-01705	FO16	FQ16
	200mm	20.62	9.53	8.46	60	35	1270-02005 1272-32005 1272-42005 1210-02005 1272-52005	FO20	FQ20
 HEXAGON TOP JAW	250mm	25.40	11.10	8.46	80	40	1270-02505 1272-62505 1210-02505 1271-42505 1272-42505 1272-52505	FO25	FQ25
	315mm	28.19	12.88	8.46	80	45	1270-03205 1271-43205 1272-53205 1271-53205 1272-63205 1210-03205 1272-73205	FO32	FQ32



Indexable Top Jaws give the possibility of six turned faces with high repeatability.
Ideal for small disc type work, etc.

Workholding also design and manufacture jaws to suit your specific workpieces.