



THAME WORKHOLDING

Field End, Thame Road
Long Crendon, Aylesbury
Bucks HP18 9EJ, England

Tel: 01844 208050

Email: sales@thameworkholding.com



Chuck Type:

PRATT BURNERD 210 HSQC

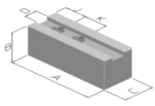
Fax: 01844 201699

Web: www.thameworkholding.com

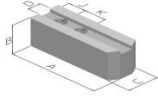
Serrated Soft Top Jaws 1.5x60°

Slot: 14mm

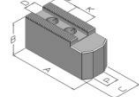
| Jaw Type | A | B | C | Kg/Set | Material | Part No. |
|----------|-----|-----|----|--------|-----------|----------|
| AS | 90 | 35 | 35 | 2.2 | 080M15 | BQ08 |
| AS | 95 | 40 | 35 | 2.7 | 080M15 | BO08 |
| AA | 95 | 44 | 32 | 1.1 | Aluminium | AA08 |
| BS | 95 | 35 | 35 | 2.4 | 080M15 | BA08 |
| AS | 95 | 50 | 35 | 3.4 | 080M15 | BB08 |
| AS | 95 | 60 | 35 | 4.0 | 080M15 | BC08 |
| AS | 95 | 80 | 35 | 4.5 | 080M15 | DJ08 |
| AA | 95 | 76 | 32 | 1.9 | Aluminium | AB08 |
| AA | 95 | 102 | 32 | 2.5 | Aluminium | AC08 |
| CS | 85 | 40 | 35 | 2.2 | 080M15 | CK08 |
| CS | 95 | 40 | 35 | 2.9 | 080M15 | CK09 |
| BS | 102 | 40 | 35 | 2.9 | 080M15 | PT08 |



Type AS, AA



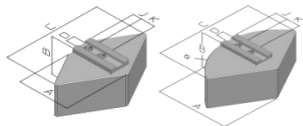
Type BS



Type CS

Full Wrap Top Jaws 1.5x60°

| | | | | | | |
|----|----|-----|------|------|-----------|------|
| DS | 89 | 64 | 150 | 14.0 | 080M15 | CN20 |
| DA | 76 | 64 | 150 | 5.0 | Aluminium | HN20 |
| DA | 76 | 100 | 150 | 7.8 | Aluminium | HN21 |
| ES | 99 | 76 | 210Ø | 20.0 | 080M15 | SG08 |
| EA | 99 | 76 | 210Ø | 9.8 | Aluminium | AG08 |

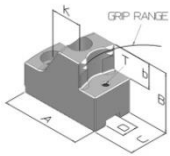


Type DS, DA

Type ES, EA

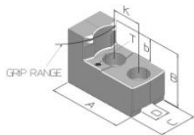
Adjustagrip Hard Jaws - External Clamping

| B | C | b | Material | Part No. |
|-----------------|----|----|----------|----------|
| 49 | 40 | 25 | 590M17 | |
| Gripping Ranges | | | | |
| 26-68mm | | | | LB03 |
| 54-96mm | | | | LB06 |
| 81-125mm | | | | LB09 |
| 107-152mm | | | | LB12 |



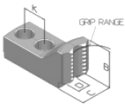
Adjustagrip Hard Jaws - Internal Clamping

| B | C | b | Material | Part No. |
|-----------------|----|----|----------|----------|
| 49 | 40 | 25 | 590M17 | |
| Gripping Ranges | | | | |
| 51-85mm | | | | MB06 |
| 72-115mm | | | | MB08 |
| 104-148mm | | | | MB11 |
| 133-178mm | | | | MB14 |



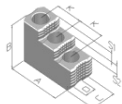
Adjustagrip Hard Bar Jaws

| B | C | Grip Range | Material | Part No. |
|----|----|------------|----------|----------|
| 49 | 40 | 16-45mm | 590M17 | KK20 |



Hard Reversible Top Jaws

| Jaw Type | A | B | C | S1 | S2 | Material | Part No. |
|----------|----|----|----|----|----|----------|----------|
| A | 86 | 50 | 35 | 11 | 11 | 590M17 | GT08 |



Type A

Height Pins for Adjustagrips

| H | WAF | Thread | Part No. |
|----|-----|--------|----------|
| 5 | 10 | M6 | IT05 |
| 10 | 10 | M6 | IT10 |
| 15 | 10 | M6 | IT15 |
| 20 | 10 | M6 | IT20 |



Master Quick Change Jaws and T-Nuts available on request

Thame Workholding also design and manufacture jaws to suit your specific workpieces.

