



THAME WORKHOLDING

Field End, Thame Road
Long Crendon, Aylesbury
Bucks HP18 9EJ, England

Tel: 01844 208050

Email: sales@thameworkholding.com



Chuck Type:

KITAGAWA BS 308

Fax: 01844 201699

Web: www.thameworkholding.com

| Serrated Soft Top Jaws 1.5x60° | | | | Slot: 14mm | T-Nut to suit GP09 | |
|--------------------------------|-----|-----|----|------------|--------------------|----------|
| Jaw Type | A | B | C | Kg/Set | Material | Part No. |
| AS | 90 | 35 | 35 | 2.2 | 080M15 | BQ08 |
| AS | 95 | 40 | 35 | 2.7 | 080M15 | BO08 |
| AA | 95 | 44 | 32 | 1.1 | Aluminium | AA08 |
| BS | 95 | 35 | 35 | 2.4 | 080M15 | BA08 |
| AS | 95 | 50 | 35 | 3.4 | 080M15 | BB08 |
| AS | 95 | 60 | 35 | 4.0 | 080M15 | BC08 |
| AS | 95 | 80 | 35 | 5.4 | 080M15 | DJ08 |
| AA | 95 | 76 | 32 | 1.9 | Aluminium | AB08 |
| AA | 95 | 102 | 32 | 2.5 | Aluminium | AC08 |
| CS | 85 | 40 | 35 | 2.2 | 080M15 | CK08 |
| CS | 95 | 40 | 35 | 2.7 | 080M15 | CK09 |
| BS | 102 | 40 | 35 | 2.9 | 080M15 | PT08 |

| Full Wrap Top Jaws 1.5x60° | | | | | | |
|----------------------------|----|-----|------|------|-----------|------|
| DS | 89 | 64 | 150 | 14.0 | 080M15 | CN20 |
| DA | 76 | 64 | 150 | 5.0 | Aluminium | HN20 |
| DA | 76 | 100 | 150 | 7.8 | Aluminium | HN21 |
| ES | 99 | 76 | 210Ø | 20.0 | 080M15 | SG08 |
| EA | 99 | 76 | 210Ø | 9.8 | Aluminium | AG08 |

| Adjustagrip Hard Jaws - External Clamping | | | | T-Nut to suit GP09 | |
|---|----|----|----|--------------------|------|
| | B | C | b | | |
| | 49 | 40 | 20 | | |
| Gripping Ranges | | | | 590M17 | |
| 43-71mm | | | | | LB03 |
| 71-99mm | | | | | LB06 |
| 99-128mm | | | | | LB09 |
| 127-155mm | | | | | LB12 |

| Adjustagrip Hard Jaws - Internal Clamping | | | | | |
|---|----|----|----|--------|------|
| | B | C | b | | |
| | 49 | 40 | 20 | 590M17 | |
| Gripping Ranges | | | | | |
| 61-90mm | | | | | MB06 |
| 90-122mm | | | | | MB08 |
| 122-151mm | | | | | MB11 |
| 151-181mm | | | | | MB14 |

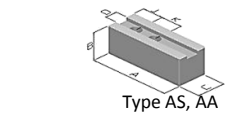
| Adjustagrip Hard Bar Jaws | | | | | |
|---------------------------|----|----|------------|--------|------|
| | B | C | Grip Range | | |
| | 49 | 40 | 21-47mm | 590M17 | KK20 |

| Hard Reversible Top Jaws | | | | | | |
|--------------------------|----|----|----|----|----|-------------|
| A | A | B | C | S1 | S2 | |
| | 86 | 50 | 35 | 11 | 11 | 590M17 GT08 |

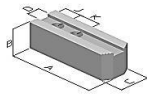
| T-Nuts | | | | | | |
|--------|------|-----|----|------|--------|------|
| D | H | h | K | Bolt | | |
| 14 | 20.5 | 8.5 | 25 | M12 | 817M40 | GP09 |

| Height Pins for Adjustagrips | | | |
|------------------------------|-----|--------|------|
| H | WAF | Thread | |
| 5 | 10 | M6 | IT05 |
| 10 | 10 | M6 | IT10 |
| 15 | 10 | M6 | IT15 |
| 20 | 10 | M6 | IT20 |

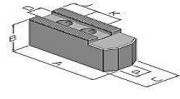
| Quick Change Jaws | | | | | | |
|-------------------|------|------|------|----|--------|------|
| | A | B | C | K | | |
| Master | 67.5 | 27.5 | 31.8 | 20 | 590M17 | QK08 |
| Standard | 90 | 40 | 35 | | 080M15 | QS08 |
| Tall | 90 | 60 | 35 | | 080M15 | QT08 |
| Pointed | 105 | 40 | 35 | | 080M15 | QL08 |



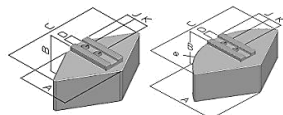
Type AS, AA



Type BS

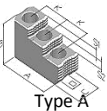
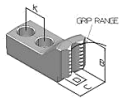
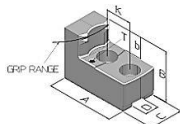
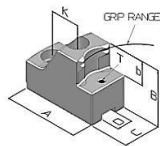


Type CS

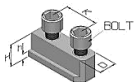


Type DA, DS

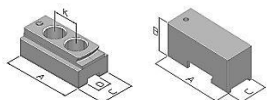
Type ES, EA



Type A



BOLT



Master

Top Jaws

Thame Workholding also design and manufacture jaws to suit your specific workpieces.