



THAME WORKHOLDING

Field End, Thame Road
Long Crendon, Aylesbury
Bucks HP18 9EJ, England

Tel: 01844 208050

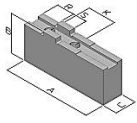
Email: sales@thameworkholding.com



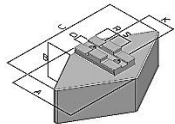
Chuck Type:
SMW-AUTOBLOK KNCS 250-52

Fax: 01844 201699

Web: www.thameworkholding.com



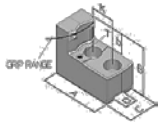
Type GS,GA



Type HS,HT,CF



Type LY



Slot/Tenon Soft Top Jaws	Slot: 12mm			Tenon: 20mm		Hole Centres: 40mm	
Jaw Type	A	B	C	Kg/Set	Material	Part No.	
GS	125	55	30	3.6	080M15	CU25	
GS	90	60	40	3.9	080M15	CU251	
GS	125	60	40	5.8	080M15	CU252	
GS	125	80	40	7.5	080M15	CU253	
GS	125	100	40	9.6	080M15	CU254	
GS	125	125	40	12.0	080M15	CU255	
GS	90	60	60	6.2	080M15	DP25	
GS	90	60	80	8.5	080M15	CU257	
GA	125	60	40	2.0	Aluminium	CW25	

Slot/Tenon Diamond & Segment Jaws							
HS	102	64	170	20.0	080M15	CQ25	
HA	102	64	170	8.4	Aluminium	HT25	
IS	123	51	∅254	17.0	080M15	CF25	

Adjustagrip Hard Jaws - External Clamping

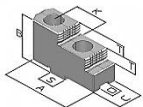
B	C	b		
59	40	25		590M17
Gripping Ranges				
33-84mm			2.4	LY30
86-147mm			2.4	LY30
61-121mm			2.3	LY32
123-184mm			2.3	LY32
113-174mm			2.0	LY35
176-237mm			2.0	LY35

Adjustagrip Hard Jaws - Internal Clamping

Available on request.

Adjustagrip Hard Bar Jaws

Available on request.



Type GX

Hard Reversible Top Jaws

	A	B	C	T	Kg/Set		
GX	90	55	30	14	1.9	590M17	GX25

Height Pins for Adjustagrips

	H	WAF	Thread	
	5	10	M6	IT05
	10	10	M6	IT10
	15	10	M6	IT15
	20	10	M6	IT20

Base Jaws

	A	B	C	Kg/Set	
GBK	104	37	26	2.7	GBK 250

Thame Workholding also design and manufacture jaws to suit your specific workpieces.