



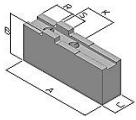
# THAME WORKHOLDING

Field End, Thame Road  
 Long Crendon, Aylesbury  
 Bucks HP18 9EJ, England  
 Tel: 01844 208050  
 Email: sales@thameworkholding.com

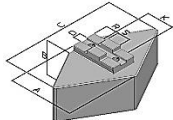


Chuck Type:  
**SMW-AUTOBLOK KNCS 200-41**

Fax: 01844 201699  
 Web: www.thameworkholding.com



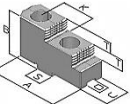
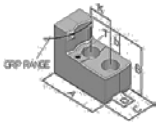
Type GS,GA



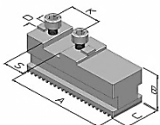
Type HS,HT,CF



Type LY



Type GX



| Slot/Tenon Soft Top Jaws | Slot: 10mm |    |    | Tenon: 20mm | Hole Centres: 40mm |          |  |
|--------------------------|------------|----|----|-------------|--------------------|----------|--|
| Jaw Type                 | A          | B  | C  | Kg/Set      | Material           | Part No. |  |
| GS                       | 105        | 51 | 22 | 2.2         | 080M15             | CU20     |  |
| GS                       | 100        | 55 | 30 | 2.9         | 080M15             | CU201    |  |
| GS                       | 70         | 40 | 40 | 2.2         | 080M15             | DP20     |  |
| GS                       | 85         | 60 | 40 | 4.0         | 080M15             | CU204    |  |
| GS                       | 95         | 80 | 40 | 5.8         | 080M15             | CU205    |  |
| GA                       | 105        | 51 | 25 | 0.9         | Aluminium          | CW20     |  |

| Slot/Tenon Diamond & Segment Jaws | A  | B  | C    | Kg/Set | Material  | Part No. |
|-----------------------------------|----|----|------|--------|-----------|----------|
| HS                                | 89 | 64 | 150  | 14.0   | 080M15    | CQ20     |
| HA                                | 75 | 64 | 150  | 5.9    | Aluminium | HT20     |
| IS                                | 90 | 51 | Ø203 | 11.0   | 080M15    | CF20     |

### Adjustagrip Hard Jaws - External Clamping

| B               | C  | b  | Material | Part No. |
|-----------------|----|----|----------|----------|
| 49              | 30 | 20 | 590M17   |          |
| Gripping Ranges |    |    |          |          |
| 27-61mm         |    |    | 1.3      | LY20     |
| 59-98mm         |    |    | 1.3      | LY20     |
| 51-93mm         |    |    | 1.2      | LY22     |
| 88-103mm        |    |    | 1.2      | LY22     |
| 86-129mm        |    |    | 1.1      | LY25     |
| 124-167mm       |    |    | 1.1      | LY25     |

### Adjustagrip Hard Jaws - Internal Clamping

Available on request.

### Adjustagrip Hard Bar Jaws

Available on request.

### Hard Reversible Top Jaws

|    | A  | B  | C  | T  | Kg/Set | Material | Part No. |
|----|----|----|----|----|--------|----------|----------|
| GX | 72 | 42 | 22 | 10 | 0.8    | 590M17   | GX20     |

### Height Pins for Adjustagrips

| H  | WAF | Thread | Part No. |
|----|-----|--------|----------|
| 5  | 10  | M6     | IT05     |
| 10 | 10  | M6     | IT10     |
| 15 | 10  | M6     | IT15     |
| 20 | 10  | M6     | IT20     |

### Base Jaws

|     | A  | B    | C  | Kg/Set | Part No. |
|-----|----|------|----|--------|----------|
| GBK | 85 | 29.5 | 22 | 1.0    | GBK 200  |

**Thame Workholding also design and manufacture jaws to suit your specific workpieces.**