



THAME WORKHOLDING

Field End, Thame Road
Long Crendon, Aylesbury
Bucks HP18 9EJ, England

Tel: 01844 208050

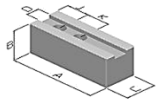
Email: sales@thameworkholding.com



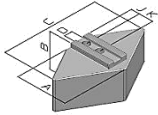
Chuck Type:
LMC PC 15-120

Fax: 01844 201699

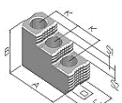
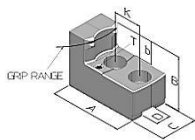
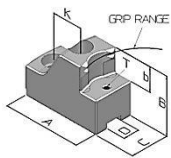
Web: www.thameworkholding.com



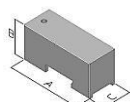
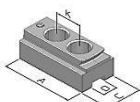
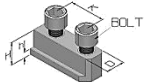
Type AS



Type DS, DA



Type A



Master

Top Jaws

Serrated Soft Top Jaws 1.5x60°				Slot: 22mm	T-Nut to suit GP15	
Jaw Type	A	B	C	Kg/Set	Material	Part No.
AS	165	80	60	15.2	080M15	BO15
AS	165	100	60	19.0	080M15	BC15
AS	165	125	60	24.0	080M15	DJ15
AS	145	100	100	22.0	080M15	BE15

Full Wrap Top Jaws 1.5x60°						
Jaw Type	A	B	C	Kg/Set	Material	Part No.
DS	152	76	280	48.0	080M15	CN38
DA	152	76	280	16.0	Aluminium	HN38
DA	152	100	280	21.1	Aluminium	HN39

Adjustagrip Hard Jaws - External Clamping				T-Nut to suit GP15	
	B	C	b		
	79	60	33		
Gripping Ranges					
	47-109mm			590M17	LF05
	96-163mm			590M17	LF10
	156-225mm			590M17	LF16
	217-287mm			590M17	LF22
	276-346mm			590M17	LF28
	335-406mm			590M17	LF34

Adjustagrip Hard Jaws - Internal Clamping					
	B	C	b		
	79	60	33		
Gripping Ranges					
	96-163mm			590M17	MF10
	156-226mm			590M17	MF16
	219-289mm			590M17	MF22
	276-346mm			590M17	MF28
	335-406mm			590M17	MF34

Hard Reversible Top Jaws						
	A	B	C	S1	S2	
A	140	90	60	22	22	590M17 GT15

T-Nuts					
	D	H	h	K	
	22	45.5	16.5	43	817M40 GP15

Height Pins for Adjustagrips				
	H	WAF	Thread	
	5	13	M8	IU05
	10	13	M8	IU10
	15	13	M8	IU15
	20	13	M8	IU20
	25	13	M8	IU25

Quick Change Jaws					
	A	B	C	K	
Master	116	45	63.5	43	590M17 QK15
Standard	130	80	60		080M15 QS15

Thame Workholding also design and manufacture jaws to suit your specific workpieces.