



THAME WORKHOLDING

Field End, Thame Road
Long Crendon, Aylesbury
Bucks HP18 9EJ, England

Tel: 01844 208050

Email: sales@thameworkholding.com

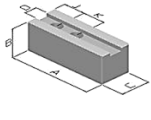


Chuck Type:

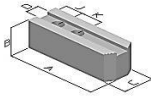
KITAGAWA B 212

Fax: 01844 201699

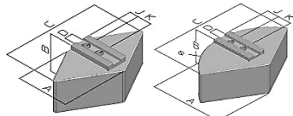
Web: www.thameworkholding.com



Type AS, AA

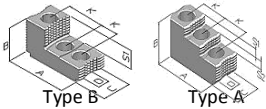
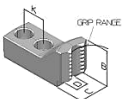
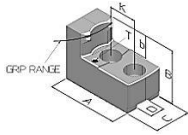
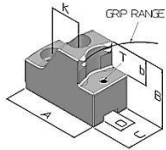


Type BS



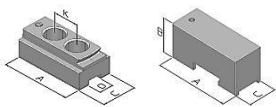
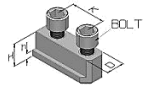
Type DA, DS

Type ES, EA



Type B

Type A



Master

Top Jaws

Serrated Soft Top Jaws 1.5x60°					Slot: 21mm	T-Nut to suit GP14	
Jaw Type	A	B	C	Kg/Set		Material	Part No.
AS	130	50	50	6.5		080M15	BR13
AA	130	51	51	2.5		Aluminium	AA13
AS	130	80	50	10.4		080M15	DJ13
AS	130	100	50	13.0		080M15	BD13
AA	130	76	51	4.0		Aluminium	AB13
AA	130	102	51	5.2		Aluminium	AC13
BS	145	50	50	7.3		080M15	PT13

Full Wrap Top Jaws 1.5x60°							
DS	132	76	240	28.0		080M15	CN33
DA	132	76	240	10.0		Aluminium	HN33
DA	132	100	240	13.2		Aluminium	HN34
ES	147	76	304Ø	41.0		080M15	SG13
EA	146	76	304Ø	15.0		Aluminium	AG13

Adjustagrip Hard Jaws - External Clamping				T-Nut to suit GP14	
B	C	b			
59	50	25			
Gripping Ranges				590M17	
48-112mm					LE05
102-168mm					LE10
165-233mm					LE16
232-300mm					LE23

Adjustagrip Hard Jaws - Internal Clamping					
B	C	b			
59	50	25		590M17	
Gripping Ranges					
78-145mm					ME08
142-209mm					ME14
201-269mm					ME20

Adjustagrip Hard Bar Jaws					
B	C	Grip Range			
49	50	27-88mm		590M17	KK33

Hard Reversible Top Jaws						
	A	B	C	S1	S2	
B	98	60	50	22		590M17 GT13
A	103	70	50	17	17	GT14

T-Nuts						
D	H	h	K	Bolt		
21	30	11.5	30	M16	817M40	GP14

Height Pins for Adjustagrips			
H	WAF	Thread	
5	13	M8	IU05
10	13	M8	IU10
15	13	M8	IU15
20	13	M8	IU20
25	13	M8	IU25

Quick Change Jaws						
	A	B	C	K		
Master	85.5	34.5	50	30	590M17	QK13
Standard	110	50	50		080M15	QS12
Tall	110	80	50		080M15	QT12
Pointed	135	50	50		080M15	QL12

Thame Workholding also design and manufacture jaws to suit your specific workpieces.